

**PGT-A
increases
the chances
of a healthy,
ongoing
pregnancy**

**Helping you
have a
successful
pregnancy
and a
healthy baby**

Smart
PGT-A
Preimplantation Genetic
Testing for Aneuploidy
by **Igenomix**

Igenomix[®]
WITH SCIENCE ON YOUR SIDE

www.igenomix.com

V. 2019-01

Igenomix[®]
WITH SCIENCE ON YOUR SIDE



What is PGT-A?

PGT-A is a genetic test performed on embryo biopsies from embryos created with IVF

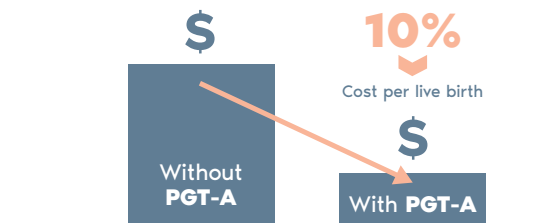
PGT-A quantifies the number of chromosomes in each embryo biopsy to differentiate between chromosomally normal (euploid) embryos with 46 chromosomes and chromosomally abnormal (aneuploid) embryos with missing or extra chromosomes. Most aneuploid embryos would either not implant or result in a miscarriage.

This will help your physician select the best embryo for transfer and improve your chances of achieving an ongoing pregnancy.

Benefits of PGT-A

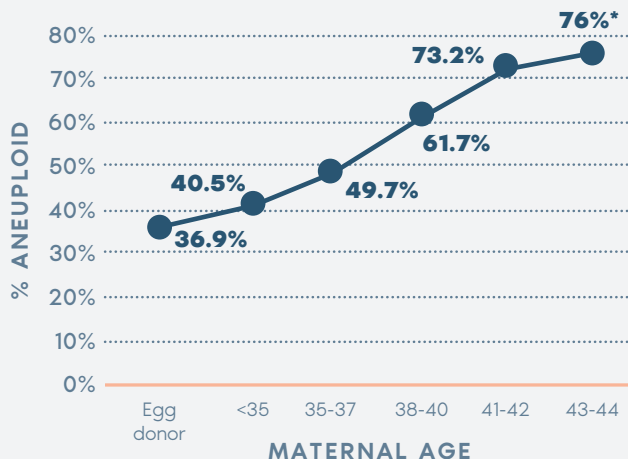
- Increases the chance of pregnancy.
- Decreases miscarriage rates.
- Increases the chance that a healthy baby is born.
- Enables confident single embryo transfer, avoiding health complications associated with twin or triplet pregnancies.
- Reduces the number of IVF cycles needed to achieve pregnancy, potentially reducing the time and costs of extra cycles.

A recent study showed PGT-A helped decrease the overall cost of having a healthy baby compared to a non PGT-A cycle.¹



Women age 38-40 undergoing IVF have a 64% chance that each embryo will be chromosomally abnormal (aneuploid)

INCIDENCE OF ANEUPLOID BLASTOCYSTS ACCORDING TO MATERNAL AGE.



PGT-A decreases the time to achieve an ongoing pregnancy

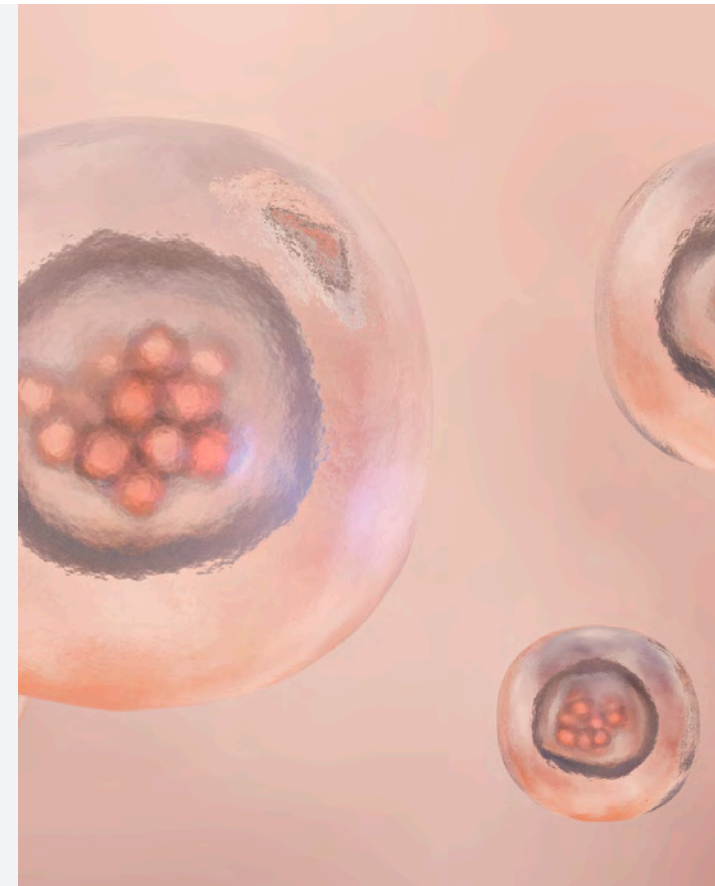


Without PGT-A



With PGT-A

1. Rubio et al: In vitro fertilization with preimplantation genetic diagnosis for aneuploidies in advanced maternal age: a randomized, controlled study. Fertil Steril. 2017 May;107(5):1122-1129.



*ANOVA P<0.05

Rubio et al., Biol Reprod. 2019